



 **FIX RAMP**

INDEX

ABOUT US	02
OUR PRODUCTS	02
FIX RAMP	03
FIX RAMP FEATURES	03
FIX RAMP DIMENSION	04
FIX RAMP WITH HORIZONTAL PART	05
FIX RAMP WITH HORIZONTAL PART FEATURES	05
FIX RAMP WITH HORIZONTAL PART DIMENSION	06
LOW FIX RAMP	07
LOW FIX RAMP FEATURES	07
LOW FIX RAMP DIMENSION	08

▶ ABOUT US

Since 2017, **Saurus Loading Systems** has specialized in the design, manufacture and sale of Loading Equipment with competitive prices and reasonable payment terms. Combining the ability of sectoral experience and R & D, our company, **Saurus Loading Systems** has been established to produce practical and high-quality products which require little maintenance.

Saurus Loading Systems is an innovative and growing fast company based in Turkey which is specialized in designing and producing industrial loading systems with competitive prices and reasonable payment terms.

Saurus Loading Systems exports its products to approximately 65 countries around the World. We market our products with Certificates (CE). The entire loading industry is developed and produced at our manufacturing plant in Ankara.

▶ OUR PRODUCTS

Our wide range of products, such as mobile ramps, container ramps, embedded ramps, edge ramps, hinged ramps, telescopic ramps, vertical yard levellers, scissor platforms, and loading platforms, suits every need.

FIX RAMP

The fixed yard ramp is special equipment that allows a **forklift, pallet trucker, stacker, commercial vehicles etc.** from ground to ware house floor.

All type and capacity fix ramp floor is galvanised grating sand have adjustable legs. This type fix ramps don't have horizontal parts. Adjustable legs and fixed flap have holes for anchoring. All type fix ramps have wheel guard insides.

You can choose and buy a fix ramp that accordingly your requests from belowlist. We are ready to make special design and features fix ramp. You can call us for your special requests.


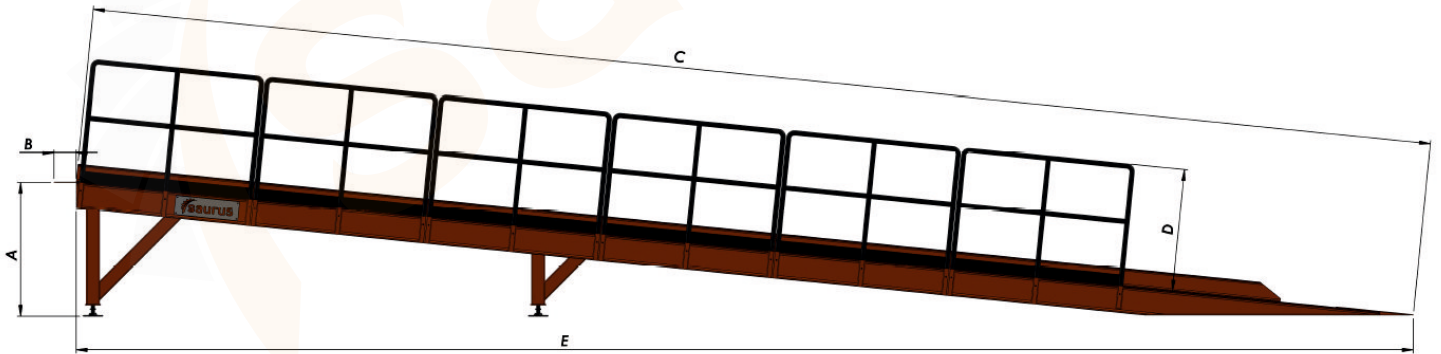
FIX RAMP FEATURES

- ✓ Accordingly to En1398 and ANSI+MH30.1-2015
- ✓ Have CE certification
- ✓ There are side protection barriers on both sides
- ✓ There are wheel guard in both sides
- ✓ All floor is anti slip galvanised gratings
- ✓ Steel construction designed for load distribution,
- ✓ The product has swivel and adjustable legs that adapt to the floor,
- ✓ SA2, 5 quality sand blasting before painting.
- ✓ RAL9005 and RAL2004 epoxy first layer and acrylic finish layer.
- ✓ Designed to be maintenance-friendly, parts are interchangeable

FIX RAMP

DIMENSIONS

MODEL	CAPACITY (kg)	A (mm)	B (mm)	C (mm)	D (mm)	E (mm)	F (mm)	G (mm)
FR6-800	6000	900-1200	250	8050	1100	8000	2000	2160
FR6-1000	6000	900-1200	250	10060	1100	10000	2000	2160
FR6-1200	6000	900-1200	250	12060	1100	12000	2000	2160
FR8-800	8000	900-1200	250	8050	1100	8000	2000	2160
FR8-1000	8000	900-1200	250	10060	1100	10000	2000	2160
FR8-1200	8000	900-1200	250	12060	1100	12000	2000	2160
FR10-800	10000	900-1200	250	8050	1100	8000	2000	2160
FR10-1000	10000	900-1200	250	10060	1100	10000	2000	2160
FR10-1200	10000	900-1200	250	12060	1100	12000	2000	2160
FR12-800	12000	900-1200	250	8050	1100	8000	2000	2160
FR12-1000	12000	900-1200	250	10060	1100	10000	2000	2160
FR12-1200	12000	900-1200	250	12060	1100	12000	2000	2160



FIX RAMP WITH HORIZONTAL PART

The fixed ramp with horizontal part is special equipment that allows a commercial vehicles (**Mercedes Sprinter, Volkswagen Crafter, Ford Transit etc.**) from ground to warehouse floor. All type and capacity fix ramp with horizontal part's floor is galvanised gratings and have adjustable legs. This type fix ramps don't have horizontal parts. Adjustable legs and fixed flap have holes for anchoring. All type fix ramps have wheel guard insides. You can choose and buy a fix ramp with horizontal part that accordingly your requests from below list. We are ready to make special design and features fix ramp. You can call us for your special requests.

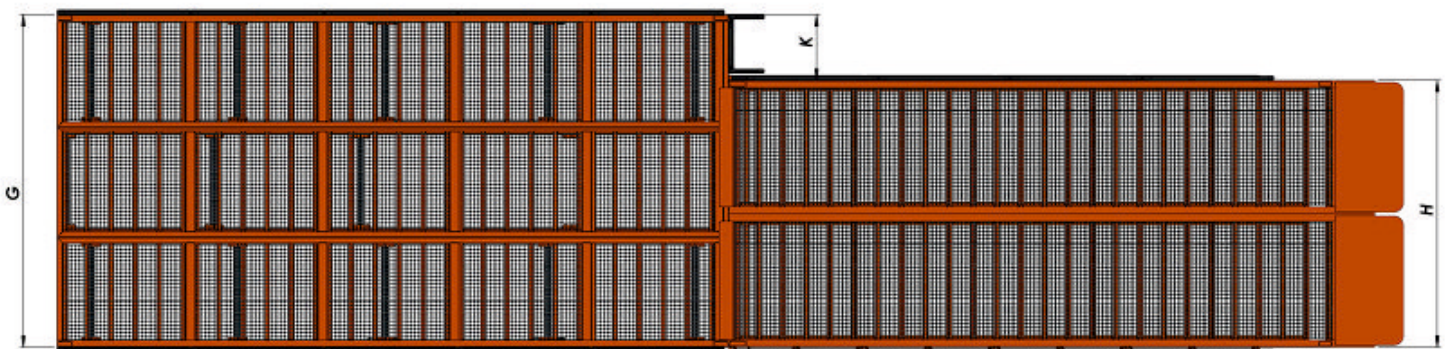
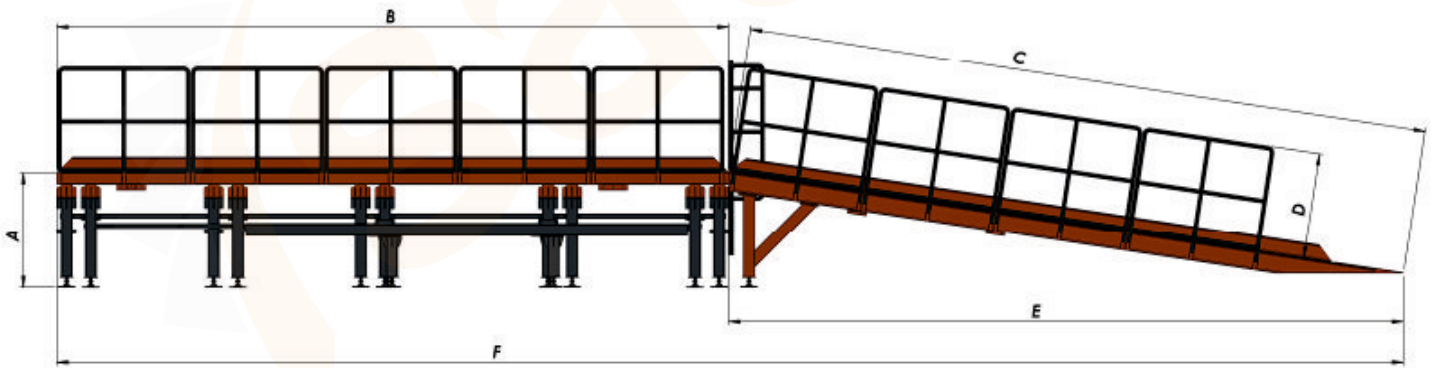
FIX RAMP WITH HORIZONTAL PART FEATURES

- ✓ Accordingly to En1398 and ANSI+MH30.1-2015
- ✓ Have CE certification
- ✓ There are side protection barriers on both sides
- ✓ There are wheel guard in both sides
- ✓ All floor is anti slip galvanised gratings
- ✓ Steel construction designed for load distribution,
- ✓ The product has swivel and adjustable legs that adapt to the floor,
- ✓ SA2,5 quality sand blasting before painting.
- ✓ RAL9005 and RAL2004 epoxy first layer and acrylic finish layer.
- ✓ Designed to be maintenance-friendly, parts are interchangeable.

FIX RAMP WITH HORIZONTAL PART

DIMENSIONS

MODEL	CAPACITY (kg)	A (mm)	B (mm)	C (mm)	D (mm)	E (mm)	F (mm)	G (mm)	H (mm)	K (mm)
FRH6-800	6000	900-1200	7000	8050	1100	8000	15050	3450	2780	700
FRH6-1000	6000	900-1200	7000	10060	1100	10000	17060	3450	2780	700
FRH6-1200	6000	900-1200	7000	12060	1100	12000	19060	3450	2780	700
FRH8-800	8000	900-1200	7000	8050	1100	8000	15050	3450	2780	700
FRH8-1000	8000	900-1200	7000	10060	1100	10000	17060	3450	2780	700
FRH8-1200	8000	900-1200	7000	12060	1100	12000	19060	3450	2780	700
FRH10-800	10000	900-1200	7000	8050	1100	8000	15050	3450	2780	700
FRH10-1000	10000	900-1200	7000	10060	1100	10000	17060	3450	2780	700
FRH10-1200	10000	900-1200	7000	12060	1100	12000	19060	3450	2780	700
FRH12-800	12000	900-1200	7000	8050	1100	8000	15050	3450	2780	700
FRH12-1000	12000	900-1200	7000	10060	1100	10000	17060	3450	2780	700
FRH12-1200	12000	900-1200	7000	12060	1100	12000	19060	3450	2780	700



LOW FIX RAMP WITH HORIZONTAL PART

The low fixed ramp with horizontal part is special equipment that allows a commercial vehicles **(MercedesSprinter, VolkswagenCrafter, FordTransitetc.)** for loading / unloading by dock leveler. All type and capacity low fix ramp with horizontal part's floor is galvanised gratings and have adjustable legs. Adjustable legs and fixed flap have holes for anchoring. All type fix ramp shave wheel guard in sides.

You can choose and buy a fix ramp with horizontal part that accordingly your requests from below list. We are ready to make special design and features fix ramp. You can call us for your special requests.


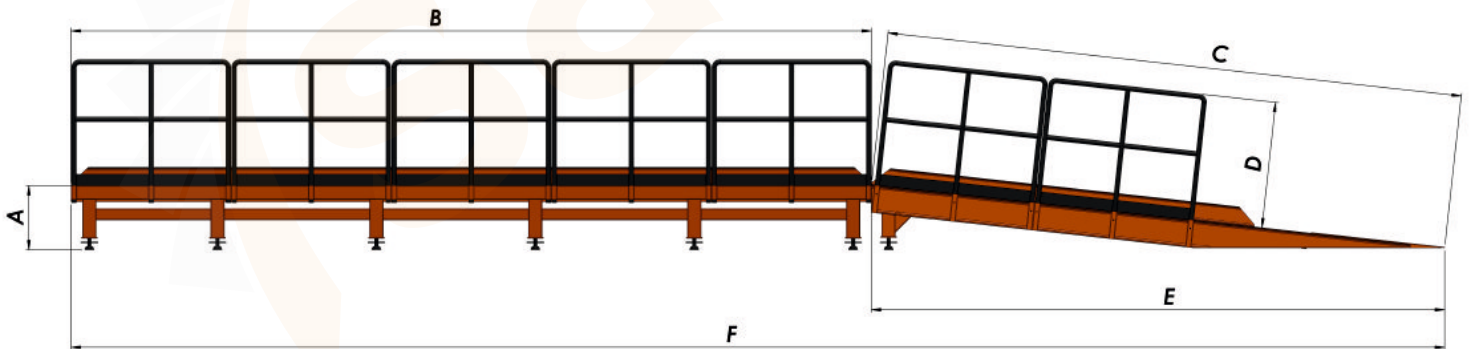
FIX RAMP FEATURES

- ✓ Accordingly to En1398 and ANSI+MH30.1-2015
- ✓ Have CE certification
- ✓ There are side protection barriers on both sides
- ✓ There are wheel guard in both sides
- ✓ All floor is anti slip galvanised gratings
- ✓ Steel construction designed for load distribution,
- ✓ The product has swivel and adjust bale legs that adapt to the floor,
- ✓ SA2,5 quality sand blasting before painting.
- ✓ RAL9005 and RAL2004 epoxy first layer and acrylic finish layer.
- ✓ Designed to be maintenance-friendly, parts are interchangeable

LOW FIX RAMP WITH HORIZONTAL PART

DIMENSIONS

MODEL	CAPACITY (kg)	A (mm)	B (mm)	C (mm)	D (mm)	E (mm)	F (mm)	G (mm)
LFR6-400	6000	500-700	7000	4050	1100	4000	11000	2400
LFR6-500	6000	500-700	7000	5050	1100	5000	12000	2400
LFR6-600	6000	500-700	7000	6050	1100	6000	13000	2400
LFR8-400	8000	500-700	7000	4050	1100	4000	11000	2400
LFR8-500	8000	500-700	7000	5050	1100	5000	12000	2400
LFR8-600	8000	500-700	7000	6050	1100	6000	13000	2400
LFR10-400	10000	500-700	7000	4050	1100	4000	11000	2400
LFR10-500	10000	500-700	7000	5050	1100	5000	12000	2400
LFR10-600	10000	500-700	7000	6050	1100	6000	13000	2400
LFR12-400	12000	500-700	7000	4050	1100	4000	11000	2400
LFR12-500	12000	500-700	7000	5050	1100	5000	12000	2400
LFR12-600	12000	500-700	7000	6050	1100	6000	13000	2400





Contact Us

P: +90(312) 815 16 11

E: info@saurus.com.tr

w: www.saurus.com.tr

Saray Mah. 15. Cad. No: 22-24
Kahramankazan - ANKARA / TÜRKİYE
06980